SYMBOL DEFINITION			MISSING SYMBOLS
A DIMENSION WITHOUT AN INSPECTION REPORT SYMBOL (□) DOES NOT REQUIRE INSPECTION. IT MAY BE CONTROLLED ON THE INDIVIDUAL COMPONENT DRAWING.	TOTAL NO OF INSPECTIONS REQUIRED	49	NO MISSING SYMBOL NUMBER
	LAST NO. USED	41	

DWG STATUS DATE	STS	RE	N/P	CHG	ZONE	REVISION HISTORY	AUTH	DR	KP/D1	KP/D2
03JN02		01	-	-	-	ALL PARTS - REDRAWN TO PD AND UPDATED MAT'L. SPECS.	225823	TAI	TAI	AM
18SE06	R	02	-	-	-	1219454 - OBSOLETE	284670	MM	MM	DG
04MI07	R	03	-	-	-	13647317 - RELEASED	401310	JTV	AUG	JDS

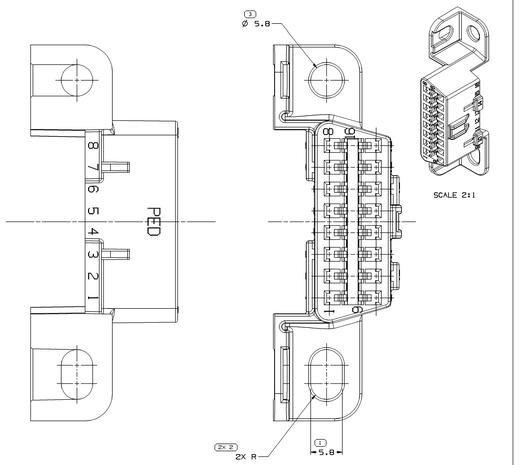

TYPE 102
SAME AS TYPE 101
EXCEPT AS SHOWN

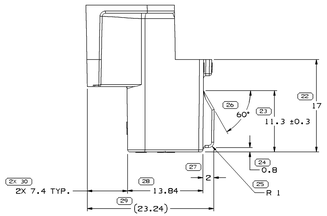

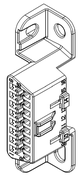

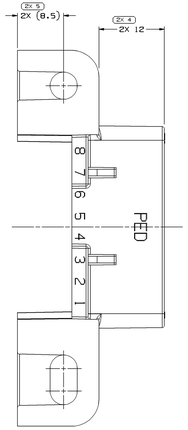

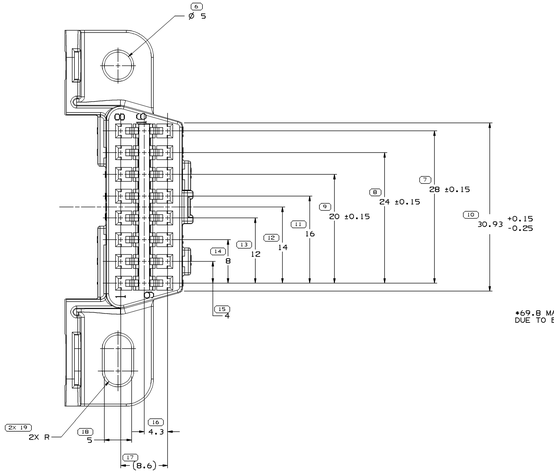

TYPE 101

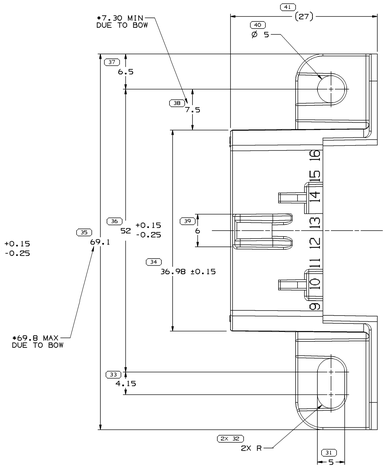

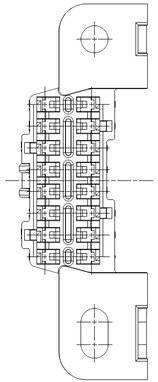

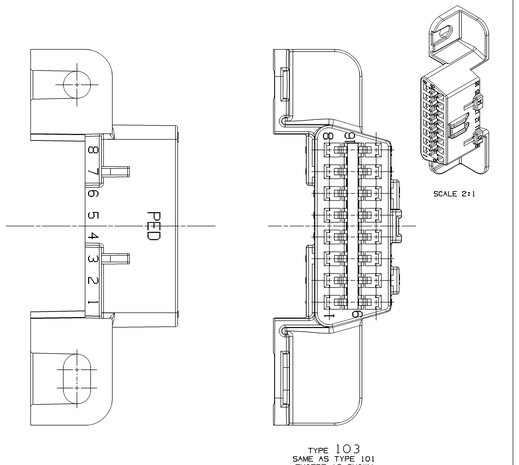

TYPE 103
SAME AS TYPE 101
EXCEPT AS SHOWN
(WITH ONLY TWO MOUNTING HOLES)

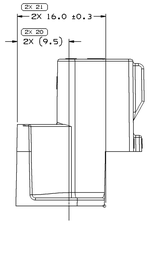

NOTES

1. UNLESS OTHERWISE SPECIFIED AND/OR INDICATED:

   DIMENSIONS ARE TO FACE OF VIEW SHOWN AND AUTOMATICALLY ROUNDED BY COMPUTER FOR INSPECTION (SEE MATH MODEL FOR PRECISE DIMENSIONS). FOR ALL OTHER DIMENSIONS NOT SHOWN BUT REQUIRED FOR TOOL BUILD, SEE MATH MODEL FOR PRECISE TOOL PATH DATA.

2. MATERIAL RECYCLING CODE PER ISO 11469. (2.3X10.1) RAISED CHARACTERS AS SHOWN TO BE LOCATED ON ANY EXTERIOR SURFACE. OPTIONAL CONSTRUCTION TO BE NO MATERIAL RECYCLING CODE.

3. REFERENCE MATING COMPONENTS OR EQUIVALENT:

   CONNECTOR ASM 12110256
   TERMINAL 12129373
   MAX. INSULATION CRIMP MUST BE LESS THAN 3.42 HIGH AND 2.70 WIDE
   SECONDARY TERMINAL LOCK 12110251 (2 REQ'D).

4. (2.3X10.1) DELPHI CORPORATE BRAND TO BE LOCATED ON ANY EXTERIOR SURFACE, PREFERABLY VISIBLE AT FINAL ASSEMBLY. OPTIONAL CONSTRUCTION TO BE "PED" OR NO LOGO.

5. WHEN PARTS ARE SHIPPED THEY MUST BE PACKED IN PLASTIC BAGS OR SHIPPING CONTAINERS MUST BE LINED WITH PLASTIC LINERS. BAGS OR LINERS MUST BE SEALED TO AVOID ENTRY OF FOREIGN MATTER.

6. HOLE DIAMETER MAY NEED MODIFIED FOR SERVICE APPLICATION.

PART NO	REV	N/P	STATUS	TYPE	MATERIAL SPECIFICATION AND COLOR	VOLUME CM³	REPLACED BY
13647317	01	-	-	103	M3592001 PA66 HS IM BLK	6.548	-
1219454	A2	-	OBSOLETE	102	M3592025 PA66 HS IM GRA MD	6.407	12110250
12110250	01	-	-	101	M3592001 PA66 HS IM BLK	6.457	-

DRAWING NUMBER 1219453
SIZE A(x3) | SCALE 4:1 | PAGE(S) 2 OF 2 | SHEET(S) 1 OF 1 | REV R | SCH 03 | KP -

DWG TYPE: PART DRAWING
STYLE
VOLUME (CM³): SEE CHART
SIZE: D

UNLESS OTHERWISE SPECIFIED

THIS DOCUMENT IS IN ACCORDANCE WITH ASME Y14.100-1998 UNLESS OTHERWISE SPECIFIED. DIMENSIONS ARE TO BE APPLIED AFTER PLATING. DRAWING TO COMPONENTS AND RELATED SYSTEMS WILL BE ISSUED AS PER PROCEDURE PROCESS SPECIFICATION. THIS DRAWING IS THE PROPERTY OF DELPHI AND IS NOT TO BE REPRODUCED OR TRANSMITTED WITHOUT WRITTEN PERMISSION. THIS DRAWING IS TO BE RETURNED ON REQUEST. ALL DIMENSIONS ARE IN MILLIMETERS

REFERENCE

□ PROCESS SENSITIVE DIMENSION

DIMENSIONS ENCLOSED IN ( ) INDICATE REFERENCE DIMENSION, NO AS TOLERANCE LIMITS ARE ESTABLISHED

INTERPRETATION OF DIMENSIONS											
FROM	0	3	6	30	120	315	1000	2000	3150	4500
TO	3	6	30	120	315	1000	2000	3150	4500	6300
TOLERANCE UNLESS OTHERWISE SPECIFIED										
±0.15	±0.2	±0.3	±0.5	±0.8	±1.2	±2	±3	±4	±5	±6

GENERAL TOLERANCE ±0.1

DO NOT SCALE DATA

THIRD ANGLE PROJECTION

DELPHI

DELPHI PACKARD ELECTRIC SYSTEMS
WARREN, OH

		DATE
DR		
KP/D1	TROY ILER	03JN02
KP/D2	TROY ILER	03JN02
KP/D3	ANGEL MONTENEGRO	03JN02
KP/D4		
KP/D5		

SUBSTANCES OF CONCERN AND RECYCLED CONTENT PER DELPHI (DP4950)

DESIGN: SEE CHART

DRAWING NAME: TAXI CONN F M/P 150

DRAWING NUMBER: 1219453

SIZE A(x3) | SCALE 4:1 | PAGE(S) 1 OF 2 | SHEET(S) 1 OF 1 | REV R | SCH 03 -

ISI 6 I 4 23